

2024 NCA WALK-A-THON

Returning Participant Fundraising Instructions



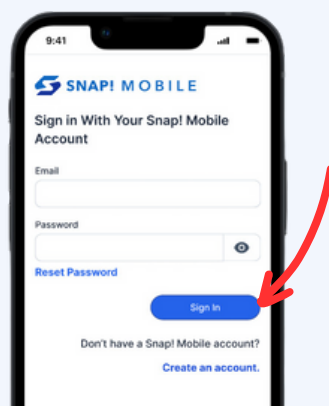
1. Click or paste the link into your browser or scan the QR code

http://raise.snap.app/join_code/962052731




DO NOT GOOGLE SNAP! RAISE, USE THE LINK ABOVE TO NAVIGATE DIRECTLY TO OUR PAGE

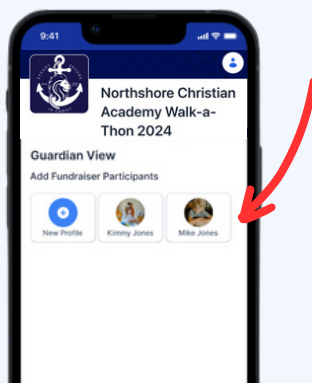
2. Enter email and password and the click “Sign In”



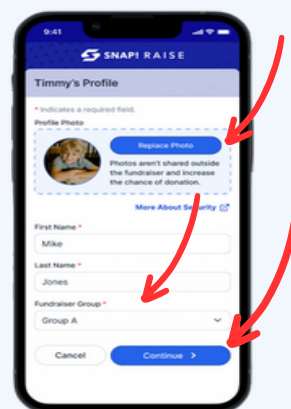
3. Click Join Fundraiser



4. Select the child’s profile that you would like to participate in this year’s Walk-A-Thon



5. Update child’s photo and group with current info and then click continue.



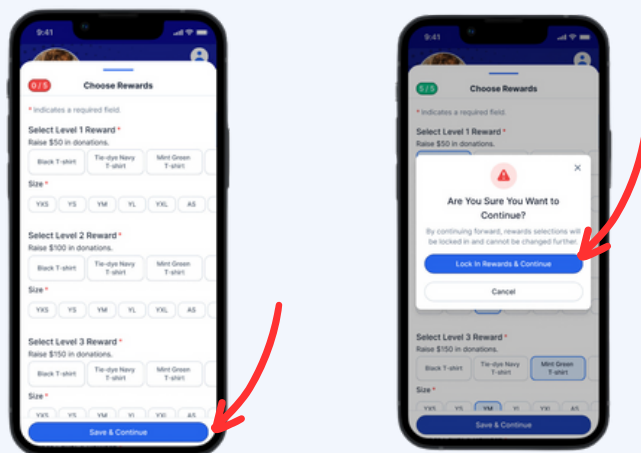
Returning Participant Fundraising Instructions



6. Select the preferred t-shirt colors & sizes. A T-shirt will be rewarded for each \$50 in donations collected.

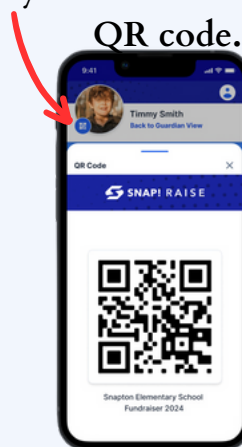
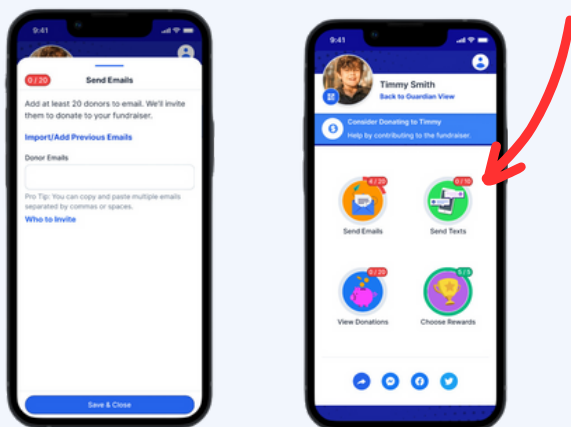
Then click Save & Continue.

****Please note these selections cannot be changed once they have been submitted.****



7. Share the Walk-a-Thon by adding emails or share via text. Snap! Raise offers a texting service or you may text directly from your phone.

8. To share the campaign via QR code, click the QR code icon by your child's profile picture. You can also screenshot this so that your child can easily share the QR code.



9. To share more widely with your network, click the general share button and select any social app on your phone like Instagram or WhatsApp.

10. To add or update an additional child, click "Back to Guardian View" and repeat steps 4-7.

