



# Ready, Set, Kindergarten!

A summertime kindergarten readiness activity booklet.  
Northshore Christian Academy kindergarteners and their families



Dear Families,

This booklet contains fun, simple, and quick activities to do with your child throughout the months of June, July and August. Just five to ten minutes each day of purposeful play through activities like these will increase your child's readiness for success in Kindergarten this fall.

Reading, writing, listening, and speaking skills are essential throughout your child's school years. Social, emotional, and self-help skills are equally important. A combination of all of these skills are included throughout this booklet.

Use your creativity and imagination to incorporate these and other activities into your family's traditions and interests. Activities that are meaningful for you and your child will have the greatest impact.

And don't forget, reading to your child 20 minutes every day is an easy way to build success!

This is a resource sent to our families as a suggested activity to keep readiness for the fall at a good pace. It will not be graded or expected to be turned in for grading.

Remember: YOU are your child's first and most important teacher! Children's early learning experiences, especially interactive play with family, help to prepare them for success in school and in life.

We look forward to seeing you in September!

Mrs. Diane Winningham  
PreK – 2 Principal  
Northshore Christian Academy

***Northshore Christian Academy would like to thank the  
Lake Stevens School District for graciously sharing this booklet with us!***

# Ready, Set, Kindergarten!

Target skills for kindergarten success include:

## Language/Literacy:

- Likes listening to book read aloud
- Understands and follows 2-step directions
- Recognizes and names 12-15 alphabet letters and their sounds
- Speaks clearly and in complete sentences
- Writes first name in title case (only first letter is capitalized)
- Identifies rhyming sounds

## Starting today:

Read with your child 20 minutes per day. This single act will add immeasurably to your child's success in school!



## Social/Emotional

- Shows enthusiasm toward learning
- Participates in activities
- Focuses on a task for 5 minutes
- Shows kindness and concern for others
- Takes care of own needs
- Settles in to new groups or situations
- Separate from parents with little stress
- Expresses feelings with words

## Math/Cognitive

- Counts in order from 1-20
- Recognizes numbers and quantities to 5
- Names basic colors
- Recognizes and creates simple patterns with shapes or colors
- Recognizes shapes: circle, square, rectangle and triangle
- Sorts items by color, size and shape
- Understands positional words such as on/off, before/after, over/under



## Helpful Hints

To get the most out of using this resource here are some helpful tips!

- Guide your child in identifying and writing the missing word on each page.
- On pages with the day of the week, use this as an opportunity to say the days of the week and to identify weekdays and weekends.
- Get into the story! Use expression and excitement to capture your child's attention.
- There are many versions of fairy tales. Don't fret if you don't remember the exact details. Feel free to create your own version.
- Singing with a child builds memory and vocabulary. Music provides a strong sense of rhythm, and allows children to hear language patterns. And don't worry about your own musical ability - this is your chance to shine for your biggest fan!
- Nursery rhymes can be found in the back of this booklet (in case you need a refresher).

Again, this is a resource to help with summertime readiness, no pressure. 😊

# June 1

Today is \_\_\_\_\_

Tell your child the story of Humpty Dumpty and have him/her recite it with you. Help your child draw a picture of what Humpty Dumpty probably looks like (before or after the fall). Encourage your child to draw and color Humpty Dumpty however s/he visualizes him.

# June 2

Today is \_\_\_\_\_

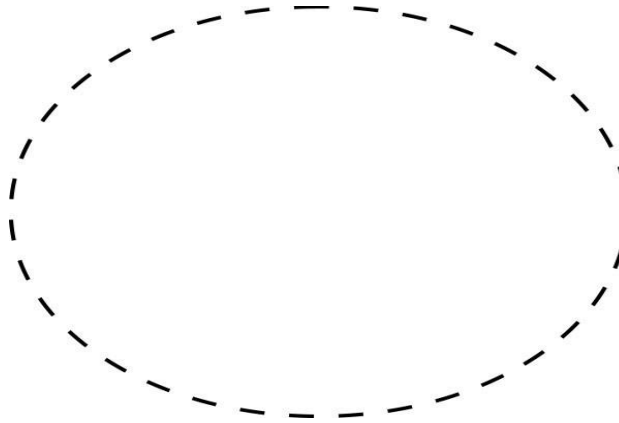
Help your child count how many eggs are in the refrigerator. (If you don't have any, draw ovals on a piece of paper and cut them out for pretend eggs.)

Write the number down so your child can see it. Practice counting to that number with your child.

# June 3

Today is \_\_\_\_\_

Ask your child to trace the oval below. Help your child find objects in your home that are shaped like an oval.



# June 4

Today is \_\_\_\_\_

Write your child's first name on a piece of paper, remembering to write it with a capital at the beginning and lower case letters the rest of the way through. Have your child trace over it with a pencil and then write it on their own, using your writing as a model. Praise your child's effort!



# June 5

My name is: \_\_\_\_\_

Put a bit of shaving cream or shaving gel on a table and smear it all around until smooth. Have your child practice writing the letter "A" and "a" in it with his/her finger. Write your child's first name in shaving cream and have him/her trace it with his/her finger.

\*It is important to start your child's name with a capital and use lower case letters for the rest of it.

# June 6

My name is \_\_\_\_\_

Write the letter B (capital and lowercase) on a piece of paper. Have your child trace it with a pen or pencil. Go on a letter hunt - search for things in your house that begin with B. Every time you find something, say the letter "B" and the sound it makes.

# June 7

My name is \_\_\_\_\_

Tell your child the nursery rhyme of Jack and Jill. Act out the story with your child and have him/her recite it with you.

Ask your child what sound the words Jack and Jill begin with. Ask your child what other sounds s/he hears at the beginning of words in the story, such as pail, hill, water, and tumbling.

# June 8

My name is \_\_\_\_\_

Use a large cup to fill a bucket with water. Have your child count the number of cups of water it takes to fill the bucket about halfway. Take turns with your child as you dump the water into the bucket so s/he can practice taking turns with someone.

Retell the story of Jack and Jill as you act it out with your child and give him/her the chance to carry the bucket. You may want to do this outside.

# June 9

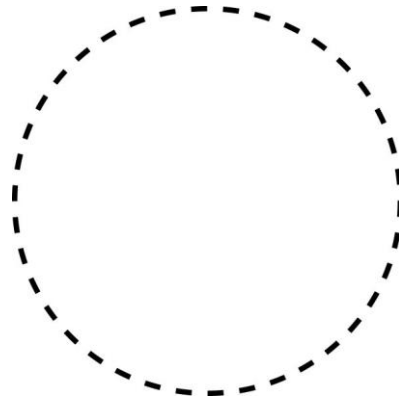
My name is \_\_\_\_\_

Talk about how Jack and Jill would dress on cool days to get their water. Have your child dress as Jack or Jill on a cool day (with a jacket) and practice buttoning, zipping or snapping his/her jacket with little or no help.

# June 10

Today is \_\_\_\_\_

Ask your child to trace the circle below. Help him/her find objects in your home that are the shape of a circle.



# June 11

Today is \_\_\_\_\_

Write the letter Cc (capital and lowercase) on a piece of paper. Ask your child to trace it with a pen or pencil. (Go on a letter hunt - search for things in your house that begin with the C sound.

Every time you find something, say the letter C and the sound it makes.

# June 12

Today is \_\_\_\_\_

Spread a blob of shaving cream on the kitchen counter, help your child review making the letters Aa, Bb and Cc saying the letter name each time. Practice writing his/her name starting with a capital letter and using lower-case (for the rest of the letters). Remember, the more fun your child is having, the more practice s/he will get!



# June 13

Today is \_\_\_\_\_

Write the letter Dd (capital and lowercase) on a piece of paper. Ask your child to trace it with a pen or pencil. Go on a letter hunt - search for things in your house that begin with Dd. Every time you find something, say the letter D and the sound it makes.

# June 14

Today is \_\_\_\_\_

Teach your child how to draw a rainbow today. Using crayons, paints, markers, or colored pencils, draw a rainbow with your child, talking about all of the colors as you go - red, orange, yellow, green, blue, indigo, violet.

# June 15

Today is \_\_\_\_\_

Write the letter Ee (capital and lowercase) on a piece of paper. Ask your child to trace it with a pen or pencil.

Count the eggs in your refrigerator, write the number down so your child can see the number. Is the number greater or less than the number of eggs you had on June 2?

# June 16

I like \_\_\_\_\_

Tell your child the nursery rhyme, "Mary Had a Little Lamb." Now help him/her recite it a second time. Tell your child the words "snow" and "go" rhyme because they sound the same in the middle and at the end. Help your child think of other words that rhyme with snow and go. They can even be silly, nonsense words.

# June 17

I like \_\_\_\_\_

Have your child help you retell "Mary Had a Little Lamb." Help your child create a picture of sheep by using white cotton balls or a white crayon. Talk about how the sheep are white and how many they made in their picture. Write the number of sheep on your child's paper so s/he can see the number. Maybe cotton-ball sheep can "follow" your child around for the rest of the day.

# June 18

I like \_\_\_\_\_


Write the letter Ff (capital and lowercase) on a piece of paper. Ask your child to trace it with a crayon. Go on a letter hunt - search for things in your house that begin with F.

Every time you find something, say the letter F and the sound it makes. Include descriptive words too such as "fancy," "frosty," or "friendly."

# June 19

I like \_\_\_\_\_

Ask your child to trace the square below. Help him/her find objects inside or outside your home that are the shape of a square.



# June 20

I like \_\_\_\_\_

Write the letter Gg (capital and lowercase) on a piece of paper. Ask your child to trace it with a pen or pencil. Go on a letter hunt - search for things in your house that begin with G. Every time you find something, say the letter G and the sound it makes. Descriptive words such as "giant," "glowing" or "grubby" can really spark your child's interest!



# June 21

\_\_\_\_\_ is helping me today.

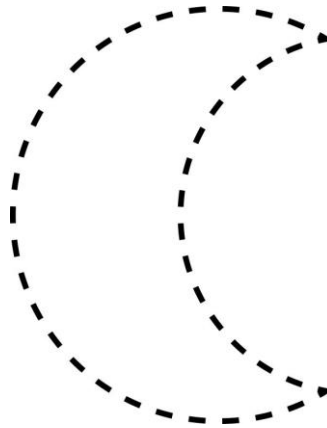
Tell your child the nursery rhyme "Hey Diddle Diddle." Have your child try to help recite it.

Ask him/her what rhymes with "diddle" in the story. Ask your child what rhymes with "spoon" in the story. Take turns telling each other rhyming words. Rhyme words with cat, cow and dish.

# June 22

\_\_\_\_\_ is helping me today.

Ask your child to help you retell "Hey Diddle Diddle." Talk about the different shapes of the moon. Have your child trace the crescent shape below. What other shapes does the moon make?



# June 23

\_\_\_\_\_ is helping me today.

If the cat, cow, and dog from "Hey Diddle Diddle" had a race, who would win? Why? Have your child use scissors to cut on the dotted lines below.

Cat \_\_\_\_\_

Cow \_\_\_\_\_

Dog \_\_\_\_\_

# June 24

\_\_\_\_\_ is helping me today

Take your child outside with a small container. Help him/her collect several rocks, sticks, leaves or dandelions.

Count these with your child. Ask him/her to point to the number of items you found.

Count from 1 to 10 as you point to the number below.

1   2   3   4   5   6   7   8   9   10

# June 25

\_\_\_\_\_ is helping me today.

Write the letter Hh (capital and lowercase) on a piece of paper. Ask your child to trace it with a pen or pencil. Go on a letter hunt - search for things in your house that begin with H. Every time you find something, say the letter H and the sound it makes.

# June 26

\_\_\_\_\_ is my favorite color.

Ask your child to identify the following colors: red, blue, yellow, green, purple, brown.

Ask him/her what comes next in this pattern: purple, yellow, purple, yellow?

# June 27

I like \_\_\_\_\_ ice cream.


Write the letter li (capital and lowercase) on a piece of paper. Write and read the sentence "I like ice cream." Ask your child to trace over the sentence. Ask him/her to draw an ice cream cone and the number of scoops.

# June 28

My name is \_\_\_\_\_

Recite the nursery rhyme "Itsy-Bitsy Spider" to your child. Have your child help you recite it a second time. Ask your child what sound they hear at the beginning of these words from the story: spider, spout, sun.

Talk about how words begin with different letters and ask your child about the beginning sounds of other words from the story.





# June 29

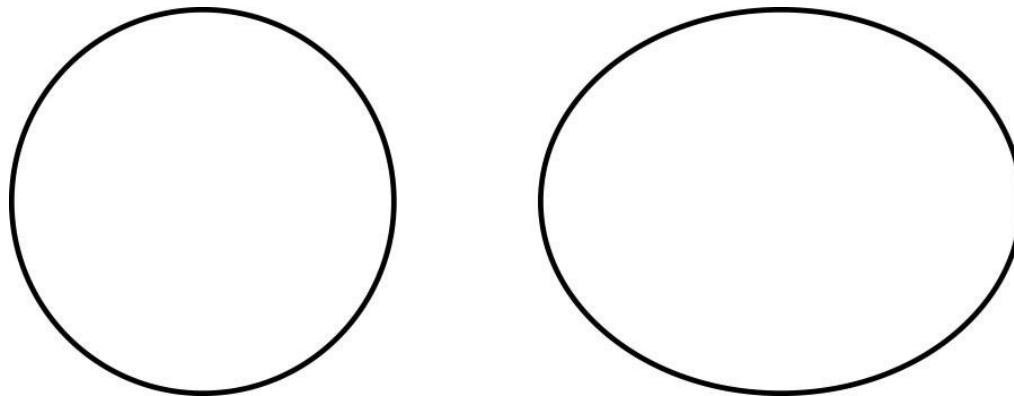
My name is \_\_\_\_\_

Have your child retell "Itsy-Bitsy Spider." Help your child draw a spider and color it. Talk about the colors s/he uses and have your child count how many legs s/he put on the spider. Write that number and help your child practice counting to that number.

# June 30

My name is \_\_\_\_\_

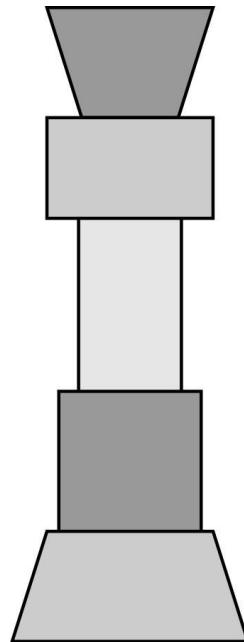
Ask your child to cut out the following circle and oval, glue them together, color them, and add 8 legs to make a spider.



# July 1

I am \_\_\_\_\_ years old

Help your child build a tall tower today with something you can find at home (block, plastic cups, etc.). Count the items in your tower. When finished counting, see how fast your child can clean up the materials. Give your child a goal like, "I'm wondering if you can clean this up by the time I count to 20."



# July 2

I am \_\_\_\_\_ years old

Write the letter Jj (capital and lowercase) on a piece of paper. Ask your child to trace it with a crayon. Have your child count and jump 10 times, saying the sound J makes with each jump. Every time you find something that starts with J, make the J sound. Descriptive words like "jiggly" and "jumbled" might add to the fun.

# July 3

I am \_\_\_\_\_ years old


Play a listening game. Give your child a simple word and have him/her change the beginning sound to make new words. For example: You say, "If we start with Dog and change the D (sound) to L (sound), what do you get?"

Child: "Log!" Feel free to include both real and nonsense words.

# July 4

Today is \_\_\_\_\_

Talk about the American flag. Tell your child what colors are on the flag. Ask him/her to color the flag using red, white, and blue.



# July 5

Today is \_\_\_\_\_

Write the letter Kk (capital and lowercase) on a piece of paper. Have your child trace it with a pen or pencil.  
Using Play-Doh, roll a "snake" and use it to make the letter K. What else can you use to make the letter K?

# July 6

My name is \_\_\_\_\_

Get out the markers or crayons today. Write your child's first name with a capital at the beginning and lowercase letters for the rest. Ask him/her to trace it with a marker or crayon. Then have your child try writing it on his/her own.

Praise your child for good effort!



# July 7

I can \_\_\_\_\_

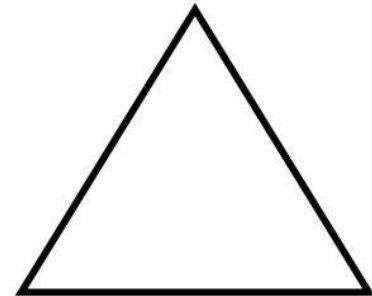


As you read a book with your child today, talk about the cover. Tell your child the name of the author and/or illustrator and explain that this is who wrote the story and/or drew the pictures. Read the title and say, "The title of the book is \_\_\_\_\_. " Ask him/her what s/he thinks the book is about.

Ask your child to point to the front and to the back of the book. Point to the pictures. Point to the place you are going to start to read. As you read, move your finger from left to right under the words.

# July 8

I can \_\_\_\_\_

Have your child name and color the following shapes. Have your child name the colors s/he uses while coloring. Count the shapes.



# July 9

I can \_\_\_\_\_

Write the letter Ll (capital and lowercase) on a white board. Ask your child to trace it with a marker. Go on a letter hunt - search for things in your house that begin with L. Every time you find something, say the letter L and the sound it makes. Imagine other things that begin with L like "lovely lemon lollipops."

# July 10

I can \_\_\_\_\_

Ask your child to count the number of windows in each of the rooms in your house. Which room has the most windows? Which room has the least? Help your child to write the number answer to each of these questions.

Ponder other questions with your child such as, "What shape are the windows?" "Are all of the windows the same shape?"

# July 11

I can \_\_\_\_\_

Write the letter Mm (capital and lowercase) on a piece of paper. Cover the M with mini marshmallows, M&Ms or ?  
Go on a letter hunt - search for things in your house that begin with M. Every time you find something, say the letter M and the sound it makes.

# July 12

Today the weather is \_\_\_\_\_

Take your child outside for a walk. Ask him/her what they see. Help your child identify things like trees, flowers, grass, rocks, leaves, bugs, etc. Engage him/her in a conversation about nature. Ask your child to make a picture and dictate while you write a sentence about what you saw together.

# July 13

Today the weather is \_\_\_\_\_

Write "I love you \_\_\_\_\_" on a piece of paper. Read the sentence and ask your child to write his/her name in the blank (using a capital for the first letter and lowercase for the remaining letters). Do the same on another piece of paper and write your name in the blank. Read these back and forth to each other telling why you love one another.

# July 14

Today the weather is \_\_\_\_\_

Prepare an alphabet hunt for your child by placing the letters of your child's name (magnetic or letter cards) around a room. Have your child find all the letters to make his/her name.

Help your child identify the letter and letter sound when s/he finds each one. Ask him/her to count the letters.



# July 15

Today the weather is \_\_\_\_\_

Help your child draw each of these shapes on a piece of paper and then cut them out.

square

circle

Triangle

rectangle

# July 16

Today the weather is \_\_\_\_\_

Write the letter N (capital and lowercase) on a piece of paper. Have your child write 9 Ns on the small cards and hide them for someone to find. As you hide each card, say the letter N and the sound it makes.

# July 17

Today the weather is \_\_\_\_\_

While playing with your child today, ask him/her what sound some of the toys being with. For example, "What sound do you hear at the beginning of the word 'doll'? What letter makes this sound? How about 'Car'? 'Block'? 'Truck'?"

# July 18

I feel \_\_\_\_\_

Write the letter Pp (capital and lowercase) on the white board. Have your child trace it, then make a Play-Doh P.

Together, pretend to be popcorn popping around making the sound of P.



# July 19

I feel \_\_\_\_\_

Ask your child to name these numbers and have him/her show you a group of objects to match each number (4 trucks, 6 pennies, etc.). As you go through the day, look for and identify other numbers.

4

6

2

0


5

3


# July 20

I feel \_\_\_\_\_


Ask your child to color the first 5 circles below. Explain that this is a pattern. Ask him/her what comes next in the pattern. Find other items around the house and encourage your child to create his/her own patterns.




Red




Yellow




Red



Yellow



Red



# July 21

I feel \_\_\_\_\_

Draw a face showing how you feel. As your child is playing today, ask him/her how they are feeling and why s/he feels that way. If you notice a mood change, ask again. Help your child identify his/her emotions and to understand why they are feeling a certain way.

# July 22

I feel \_\_\_\_\_

Count up to 5, draw 5 squares on a piece of paper and cut them out.



# July 23

I feel \_\_\_\_\_

Write the letter Oo (capital and lowercase) on a piece of paper. Ask your child to trace it with a pen or pencil. Have your child draw a circle for a head and add 8 wiggly legs to make an octopus. What else can you find that beings with the O sound?

# July 24

I feel \_\_\_\_\_

Guide your child in writing his/her first name on a piece of construction paper, remember to use a capital at the beginning and lower case letters for the rest. Help your child glue on yarn, beans, glitter, etc. to highlight his/her name. This would be a great "poster" to hang in your child's bedroom.

# July 25

\_\_\_\_\_ is part of my family.

Write the letter Qq (capital and lowercase) on a piece of paper. Have your child trace it with a pen or pencil. Recite with your child, "Jack be nimble, Jack be QUICK, Jack jump over the \_\_\_\_\_ (build something to jump over). Say the sound of Q every time your jump.



# July 26

\_\_\_\_\_ is part of my family.

Read a rhyming book today. While playing with your child today, ask him/her what rhymes with some of his/her toys. For example, "I see you are playing with a block. Block rhymes with sock. What else rhymes with sock?" Use real and nonsense words.

# July 27

\_\_\_\_\_ is part of my family.

Write the letter Rr (lower and uppercase) on a white board. Ask your child to trace it and write "R" 5 times. Praise his/her good effort! Now have a race - run, roll, or ride...

# July 28

\_\_\_\_\_ is part of my family.

What would you wear in the Summer, Fall, Spring and Winter? Have your child draw a picture of what s/he would look like in one or all 4 of those seasons. Allow your child to play dress-up and dress him/herself in different jackets, snow pants, shoes or boots. Have him/her practice buttoning, snapping, zipping and tying.

# July 29

\_\_\_\_\_ is part of my family.

Play the "Name Game" with your child. Have him/her change the beginning sound of his/her name to make a silly name. For example, change the S in Sally to a B. See the last couple of pages in this booklet for the Banana Song lyrics. This is a fun song to sing with your child using different names.

# July 30

\_\_\_\_\_ is part of my family.

Write the letter Ss (capital and lowercase) on a piece of paper. Have your child trace it with a pen or pencil. Gout out the Play-Dog and make snakes, turn into S-shapes and hiss like a snake.



# July 31

\_\_\_\_\_ is part of my family.

Take your child on a "silly walk." If it's raining today, you can do this "walk" inside your house. Make up silly steps to do together. Example: Take 5 hops and then 8 giant steps and continue this way. Count the "silly steps" as you go.

# August 1

Today is \_\_\_\_\_

Write the letter Tt (capital and lowercase) on a piece of paper. Have your child trace it with a pen or pencil. Go on a hunt - search for things in your house that begin with Tt. Every time you find something, say the letter T and the sound it makes.

# August 2

Today is \_\_\_\_\_

Tell the fairy tale of "The Three Little Pigs" to your child. Have your child retell what materials each little pig used to build his house (sticks, straw and bricks). Have your child draw a picture of what one of the houses may have looked like. There are many versions of fairy tales; tell the story in your own way. Make it fun!

# August 3

Today is \_\_\_\_\_

Review the story of "The Three Little Pigs" and have your child find 3 different materials in your house to use for building. They may want to use different types of blocks, cards, books, sticks, or whatever else they can find. Talk about what material worked best.

# August 4

Today is \_\_\_\_\_

Review the story of "The Three Little Pigs." Talk about what happens at the beginning, middle and end of the story. Help your child to retell the story.

# August 5

Today is \_\_\_\_\_

Play a rhyming game with your child. Start with the word "pig." You say a rhyming word and then have your child take a turn. Example: Parent says, "pig, wig." Child says, "pig, big." Continue play until one of you can't come up with a rhyming word. Try this game with some other simple words.

# August 6

I like to \_\_\_\_\_

Write the letter Uu (capital and lowercase) on a piece of paper. Ask your child to trace it with a pen or pencil. Ask him/her to draw a picture of him/herself under an umbrella.

# August 7

I like to \_\_\_\_\_

Write the numbers that your child is working on learning to identify and some s/he knows well on pieces of paper and place them on the floor. Call out a number for your child to find. When the child identifies each letter s/he can crumple it up and toss it into the recycle bin.



# August 8

I like to \_\_\_\_\_

Write the letter Vv (capital and lowercase) on a piece of paper. Have your child trace it with a pen or pencil. Name the vegetables in your refrigerator or pantry. Have your child pretend to be a vacuum and make the sound of the letter V.

# August 9

I like to \_\_\_\_\_

Play a "sound" version of the game "I Spy." Take turns with your child. "I spy with my little eye something that starts with T (sound)." As s/he learns more letters, you can begin to ask what letter things start with as well. This is a great game at home or in the car.

# August 10

I like to \_\_\_\_\_

Ask your child to count as high as s/he can. Find something in the house that you have a few more than the number s/he can count to. Example: If your child can count to 14, find something of which you have 20. Help your child practice counting the objects with prompts as s/he needs them. Praise his/her persistence in learning.

# August 11

Today is \_\_\_\_\_

Tell your child the fairy tale of "Goldilocks and the Three Bears." Ask him/her to draw a picture of Goldilocks. Encourage details such as a body, legs, arms, hands and feet.

\*Remember, the story can be your own version!

# August 12

Today is \_\_\_\_\_

Review the story of "Goldilocks and the Three Bears." Ask your child to put him/herself in the place of Goldilocks. Would s/he go into a house when someone is not home? Would s/he try the things Goldilocks did? Why or why not?

# August 13

Today is \_\_\_\_\_

Gather containers of several different sizes and shapes from the kitchen. Fill one of the containers with one cup of water and ask your child to estimate whether the water will fit in another container. Allow your child to test his/her "theory" with the container s/he has selected and then repeat with other containers. Encourage conversation comparing sizes, shapes and amount of water.

# August 14

Today is \_\_\_\_\_

Write the letter Ww (capital and lowercase) on a piece of paper. Ask your child to trace it with a pen or pencil. Make a worm with Play-Doh and turn it into a Ww. Go outside and paint a W on the sidewalk with a paintbrush and water.

# August 15

I love \_\_\_\_\_

Review the story of "Goldilocks and the Three Bears." Ask your child to think of something else in the three bears' house that Goldilocks could "try out." For example, Papa, Mama and Baby bear's toothbrushes. Ask him/her to draw a picture of what this might look like.



# August 16

I love \_\_\_\_\_

Write the letter Xx (capital and lowercase) on a piece of paper. Ask your child to trace it with a pen or pencil. Pour sand, sugar or salt in a rimmed baking sheet. Have your child make Xs. Ask your child to draw a treasure map and mark the site of the "buried treasure" with an "X."

# August 17

I love \_\_\_\_\_

Make a pattern using your 3 favorite colors. Repeat your pattern 3 or more times.

# August 18

I love \_\_\_\_\_

Gather a shoe from each member of your family and put them in order from smallest to largest.  
Whose shoe is the smallest? Whose shoe is the largest? Is your shoe larger than anyone else's?

# August 19

I play with \_\_\_\_\_

On index cards, label common objects in your child's room and around your house. Post the sign on the object and have the family walk around and read the words. Once your child is familiar with the words, mix up the labels and ask him/her to put them back in their correct places.

# August 20

I play with \_\_\_\_\_

Ask your child to practice writing his/her first name using a capital letter at the beginning and lower case letters the rest of the way through. Allow him/her to use crayons, markers, pens or fun pencils to practice writing his/her name correctly. Together say the sounds of each letter.

# August 21

I play with \_\_\_\_\_

Write the letter Yy (capital and lowercase) on a piece of paper. Ask your child to trace it with a yellow crayon or marker. Draw a picture of a yellow sun. What other yellow objects can you find together?

# August 22

Today is \_\_\_\_\_

Take your child on a walk. Talk about the weather. Talk about what you see. When you return to your house, ask your child to draw a picture of what you saw on your walk together. Help him/her label the picture with words by listening to the sounds as they write. (Don't worry about accurate spelling. Let them spell it how they hear it. Example: Leaf might be spelled

"lef" because those are the sounds your child hears in the word.)

# August 23

Today is \_\_\_\_\_

Write the letter Zz (capital and lowercase) on a piece of paper. Ask your child to trace it with a pen or pencil. Talk about the animals you see at the zoo. Practice zipping your sweatshirt, then zoom around the yard!



# August 24

Today is \_\_\_\_\_

Tell your child the fairy tale of "Jack and the Beanstalk." Be sure to enlist his/her help when the giant says, "Fee, fie, foe, fum. I smell the blood of an Englishman." How tall was the beanstalk? Up to the sky? Help your child build a "beanstalk" as high as possible. Use blocks, Legos, large marshmallows or whatever else you can find around the house.

# August 25

Today is \_\_\_\_\_

Retell the story of "Jack and the Beanstalk." Help your child act it out today. One of you can be Jack while the other can be the giant.

# August 26

Today is \_\_\_\_\_

Using your alphabet cards, hide the first half (A-L) letters around your house. Have your child find the letters. Name them and put them in the ABC order. Sing the ABC song.

# August 27

Today is \_\_\_\_\_

Play the "sound" version of the game "I Spy." Take turns with your child. "I spy with my little eye something that starts with the T (sound). You can also play this by saying the letter things start with instead.

You can play this while traveling or at home.

# August 28

\_\_\_\_\_ is my favorite toy.

Use your alphabet cards to play Memory with your child. Start with the letters in his/her name, add more letters as you play. Every time you flip over a letter, say the letter name and sound.

\*All 26 letters is generally too much at one time for a young child, just use some of the alphabet to play at any one point in time.

# August 29

\_\_\_\_\_ is my favorite book.

Ask your child what they think their first day of school is going to be like. Ask them what they are most excited about, what worries they have. Take the time to listen to your child. Visit the school and play on the playground.

# August 30

\_\_\_\_\_ is my favorite dessert!

Play Memory with your child using the alphabet cards. Every time you each flip over a letter, say the letter name and sound. The goal is to get the most matches by the end of the game.

# August 31

\_\_\_\_\_ is my favorite game.

Tell your child that it is important to write his/her first name on papers at school. Have him/her practice writing his/her first name (with the capital at the beginning and lowercase the rest of the way through). Do this with writing utensils or spread out shaving cream on a table like you did earlier this summer.



## Humpty Dumpty

Humpty Dumpty sat on a wall.

Humpty Dumpty had a great fall. All the king's horses and all the king's men, Couldn't put Humpty together again.

## Jack and Jill

Jack and Jill went up the hill To  
fetch a pail of water. Jack fell down  
and broke his crown And Jill came  
tumbling after.

## Mary Had a Little Lamb

Mary had a little lamb, its fleece as white as snow,  
And everywhere that Mary went, the lamb was sure to go.  
It followed her to school one day, which was against the rules. It made the  
children laugh and play to see the lamb at school.

## Hey Diddle-Diddle

Hey Diddle-Diddle,  
The cat and the fiddle,  
The cow jumped over the moon.  
The little dog laughed to see such fun

And the dish ran away with the spoon.

### Itsy-Bitsy Spider

The itsy-bitsy spider ran up the water spout.

Down came the rain and washed the spider out.

Out came the sun and dried up all the rain And the itsy-bitsy spider ran up the spout again.

### The Banana Song

Hannah, Hannah bo-banna, banana-banna-fo-fanna me-my-mo-manna,  
Hannah! \*Using the name "Hannah"

Abby, Abby bo-babby, banana-babby-fo-fabby, me-my-mo-mabby, Abby!  
\*Using the name "Abby"